



theGINGERGRANTGROUP.com

214-217-2992

Tidings of Comfort and Joy!

WEEKLY WEDNESDAY MANUFACTURER UPDATES

Each week, Ginger Grant Group shares manufacturer updates and promotions! Last week we shared CEU opportunities, pricing updates, and a little bit of cheer with a feature on the Living the Doxie Dream Rescue and Sanctuary. In December we're celebrating the Christmas holidays with a spotlight on stylish and comfortable furniture from Nightingale, Krug and Hekman. For a closer look, click the images below!



Nightingale

Nightingale makes durable, design-forward products built for the needs of the modern professional. In the spotlight this week are three different seating options: the plushly upholstered Presider, the cozy Emily, and the comfortable and supportive Surgeon Console.


Click the image above for more information!



Krug

Krug is a leading designer and manufacturer of office and healthcare furniture solutions. Their customers include many of North America's growing companies, and their products are specified by designers, architects and major distributors across the continent and beyond.

Click the image above for more information!



Hekman

Hekman Contract offers a wide selection of casegoods, upholstery, and accent furnishings ideal for a variety of living and working environments. This week's highlight features furniture that is both comfortable and stylish from Hekman Accents, room furnishings, and upholstery.

Click the image above for more information!

See a manufacturer you'd like to receive future updates for? Update your preferences here:

Update Your Preferences

Connect with us:



Ginger Grant Group © 2022, All rights reserved.

Our mailing address is:

GGG & NTX Collaborative
1408 Riverfront Blvd #535
Dallas, TX 75207

No longer want to receive product and manufacturer updates? We're sad to see you go: [unsubscribe](#)
Want to adjust your preferences? [update subscription preferences](#)



Speak with a Consultant
214-217-2992

Nightingale

Manufacturer Product Spotlight



Presider 7700D

(https://nightingalechairs.com/sites/default/files/7700_presider_brochure_web_2018.pdf)

Make a fashionable power statement with Presider's slender profile, plush upholstery and ergonomic support—at a surprisingly affordable price.

Standard features

- Energy absorbing ENERSORB™ seat and back foam conforms to the body and disperses weight ergonomically.
- Synchronous knee-tilt mechanism with multi-position tilt lock, pneumatic height adjustment and tension control.
- Height-adjustable arms with polyurethane sculptured arm pad.
- Compound curved back with built-in lumbar support.
- Built-in headrest support (7700D).
- Five-prong heavy-duty nylon base and 2" dual wheel carpet casters.
- Available in Leather Plus, vinyl, full leather and princess leather upholstery.
- California Fire Code #117.
- Meets or exceeds ANSI/BIFMA standards.



Emily 611

(https://nightingalechairs.com/sites/default/files/610_emily_brochure_2020.pdf)

The Stool Trumpet Base is a sleek amalgamation of a table and seating product — uniquely designed to be easily converted. The Stool Trumpet Base is vibrant, but soft with its rotund silhouette; durable foam to provide excellent comfort and support. Put her in any environment to illuminate and create feeling of spaciousness in a cozy home, office, or studio.

Inspired by W.R. Breen's youngest granddaughter, The Stool Trumpet Base accentuates her colorful, playful nature, and multi-tasking persona.

Standard features

Stool Trumpet Base models feature either a sleek chrome trumpet base or separating wood table. All Stool Trumpet Base stools come with high density, high resiliency foam for comfort and support.



Surgeon Console 1864

(https://nightingalechairs.com/sites/default/files/1864_surgeon_brochure_2019_web-4.pdf)

Engineered and designed with a patented self-adjusting back and armrest support, this specialized chair provides comfort for prolonged periods of time.

Standard features

- Integrated back and arm feature a unique and patented torsion spring system that adjusts to each individual user for ergonomic lumbar support.
- High-density and high-resilience molded foam for comfort and durability.
- ENERSORB™ seat foam reduces sitting fatigue by alleviating pressure points and increasing blood circulation.
- Back is standard with built-in ratchet system for back-height adjustment.
- Swivel mechanism with free float or variable back angle adjustment, pneumatic height adjustment and seat slide adjustment.
- 2" black, dual wheel, non-marking, hooded polyurethane soft wheel casters for hard floor surfaces.
- Five-prong, polished aluminum base with clear lacquer finish to maintain bright appearance.
- California Fire Code #117.
- ANSI/BIFMA approved.

Customize Options Select Textiles Generate Spec Sheets

CXO 6200hd-D-CH

Headrest

Without Headrest
 With Headrest

Back

Black Mesh
 Silver Mesh

Arms

With Arms
 Without Arms

Base


Graphite
 Polished Aluminum

Casters

3" Soft Surface
 3" Hard Surface


Textile options

Textile 1




Chair textile

Name Apple
Code 444
Collection Leather Collection
Line Princess
Grade Leather



Options

Headrest With Headrest
Back Black Mesh
Arms With Arms
Base Polished Aluminum
Casters 3" Soft Surface



My Chair Maker (<https://nightingalechairs.com/my-chair-maker>)

A useful tool Nightingale offers is their "Chair Maker". With this feature, users can customize a chair to fit specific needs and fit the design of any office, board room, conference room, and more. In the Chair Maker, a client can explore and select a variety of options for:

- frame
- arms
- seat
- casters
- textiles

Once the perfect chair has been created, there is also an option to generate a spec sheet to easily share or store the configuration selected. There are currently over **60** models available for customization with Nightingale's Chair Maker option. Only the models found in My Chair Maker are currently available for customization online, but they will be adding more in the future as they become available.



Speak with a Consultant
214-217-2992

Krug

Manufacturer Product Spotlight



Solis Guest Seating (https://krug.ca/pdf/Solis_Brochure.pdf)

- **Anti-Microbial Finish:** Metal finishes are available with a Microban anti-microbial coating, which inhibits the growth of germs, microbes and bacteria. Wood and urethane arms, and wood side rails, come standard with anti-microbial materials.
- **Removable Seat and Back Covers:** This option enables upholstery covers to be removed for cleaning and repair, or replacement. Complete seats and backs can be replaced. Mesh backs can be removed (on their frame) for cleaning, or replacement.
- **Flex Back:** The ergonomically-designed back has a slight flexing action, which significantly enhances comfort and can be beneficial and pleasing for patients who are seated for long periods.
- **High Density Foam:** Solis features dual density foam that is soft on the outside for comfort, dense on the inside for high durability and long life. The seat and back feature compound curvature that support a healthy sitting posture, while also designed to ease ingress and egress.
- **Replaceable Components:** Solis is engineered for long life, with the unique ability to field replace all of the components individually, if they become damaged or degraded. This includes seats, backs, arms, side frames, upholstery covers, and the Solis under-seat Splashguard.



Jordan Sleep Recliner (https://krug.ca/pdf/Jordan_Recliner_Combo_Brochure.pdf)

Krug asked caregiving professionals and leading healthcare designers how they could build a better recliner, and the result is a product that has some unique solutions to very real and practical needs.

Krug learned how hard it is for nurses to move these big, heavy chairs - so they made it lighter, and designed an ergonomic push bar as a standard feature to ease back strain.

Krug learned that some recliners ordered without casters can cause problems, so they made soft-wheel, swivel, easy-to-lock casters a standard feature. And Krug designed the Jordan Recliner so that virtually every component can be field-replaced, because these chairs go through so much use and abuse.

Where other manufacturers talk about the long life of their products, Krug has taken this to a new level by truly allowing users to extend the chair's life, and make it "good as new" when it is damaged, or just worn out.

The Sleep Recliner features the same enhanced cushioning design for comfort and support, and the infinite back positioning allows the patient to recline from sitting to a full sleep position. Back and footrest are adjusted with a side-mounted lever that can be operated by the patient or caregiver. Trendelenburg (and other options) are available. Shown above with Central Caster Locking option.



Dorso-E Management Seating (https://krug.ca/pdf/dorso_e.pdf)

Incorporating the distinctive style elements of the extensive Dorso collection, Dorso-E takes Dorso to a new level of comfort and support.

Plush, curvaceous cushioning in the seat and back provide an exceptional sitting experience - whether for a brief meeting in a conference room, or for extensive hours at a desk.

A new synchro-tilt mechanism allows for motion that is supportive to the back and yet comfortable for the seat and legs. Its intuitive controls allow easy adjustment and operation.

Leather wrapped arm available with Silver Metallic accent (also offered in fabric).

Arm options include an aluminum cantilevered version, either upholstered or with a black plastic cap, and a black plastic arm.

Adjustable arms feature seven height adjustment positions, with a total adjustment range of 2.75" and an articulation of 30 degrees.



Speak with a Consultant
214-217-2992

Hekman

Furniture for Comfort & Joy



Hekman Accents

Pictured: Urban Ash Executive L-Desk ([https://hekmancontract.com/inc/product-pdfs/Hekman%20Contract%20-%20Urban%20Ash%20Executive%20L%20Desk%20\(79107\).pdf](https://hekmancontract.com/inc/product-pdfs/Hekman%20Contract%20-%20Urban%20Ash%20Executive%20L%20Desk%20(79107).pdf))

Select Solids with Ash and Ash Burl Veneers.

Some Assembly Required.

Veneer top.

Urban Ash Burl Finish.

Some Assembly Required.

Right Side: Drop-Front Center Drawer with Keyboard Pull-Out. One Locking File Drawer, Two Box Drawers and Pull-Out Writing Surface.

Left Side: Drop Front Center Drawer with Keyboard Pull-Out. One Box Drawer, One Door with Pull-Out Tray and Pull-Out Writing Surface.

CA Prop 65 Compliant*

Overall Width: 72"

Overall Depth: 72"

Overall Height: 30"

Weight: 461 lbs



Product Style: Two Drawer

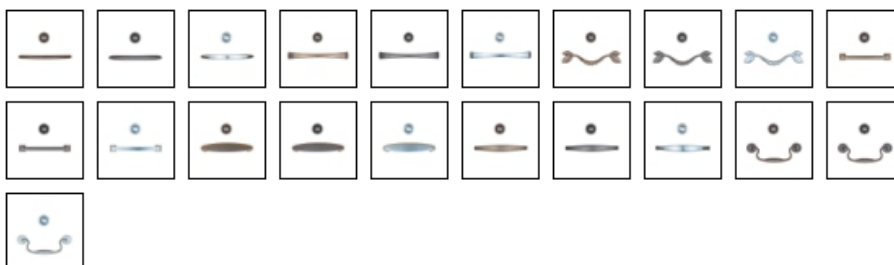


Finish Options: Toast (TT)



Hardware Options: Traditional

(Brass)



Room Furnishings

Pictured: Tangente Double Door Wardrobe w/Two Drawers ([https://hekmancontract.com/inc/product-pdfs/Hekman%20Contract%20-%20Tangente%20Double%20Door%20Wardrobe%20with%20Two%20Drawers%20\(G7026\).pdf](https://hekmancontract.com/inc/product-pdfs/Hekman%20Contract%20-%20Tangente%20Double%20Door%20Wardrobe%20with%20Two%20Drawers%20(G7026).pdf))

Smooth, Vinyl-Wrapped Drawer Interiors

Miter and Dowel Drawer Box Construction

Steel Ballbearing Drawer Slides

Adjustable Floor Leveling Glides

Thermoshield Wrapping Provides a Seamless Profile Edge, Minimizes Bacteria Build Up, and Is Easy to Clean

Resistant to Continuous Cleaning with Abrasive Chemicals

CA Prop 65 Compliant*

Overall Width: 38"

Overall Depth: 22.5"

Overall Height: 72"

Weight: 215 lb



Upholstery

Pictured: Brianna Sleeper Sofa ([https://hekmancontract.com/inc/product-pdfs/Hekman%20Contract%20-%20Brianna%20Sleeper%20Sofa%20\(973984\).pdf](https://hekmancontract.com/inc/product-pdfs/Hekman%20Contract%20-%20Brianna%20Sleeper%20Sofa%20(973984).pdf))

30 Sheen Post Catalyzed top Coat Lacquer

Finish Additives that Help to Prevent and Reduce Bacteria Build Up

Solid European Beech Hardwood Construction

Mortise and Tenon Joinery

Loctite Secured Bolts, Washers, and Lock Nuts

Clamped and Glued Joints

Standard Foam Density: 1.8

Standard Foam ILD: 36 LBS

Loose seat cushion, attached back cushion

Has (2) 18" square accent pillows

Sofa Sleeper, queen mattress size

Weight Capacity 600 lbs (2 people up to 300 lbs each)

CA Prop 65 Compliant*